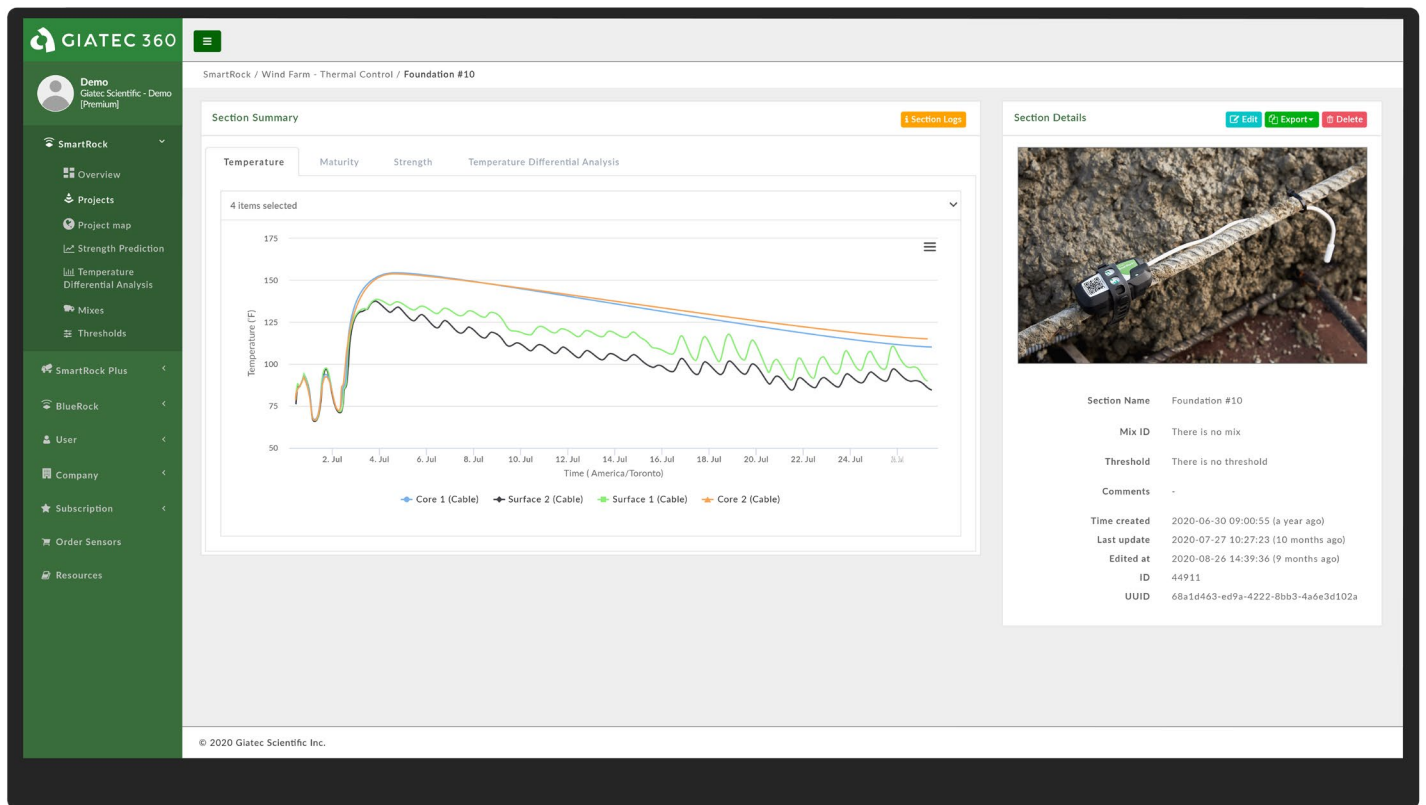


# Giatec 360™

An Advanced Web-Based Dashboard for Monitoring and Managing Concrete Pours



Real-Time Data Display



Easy Data Sharing



Real-Time Alerts

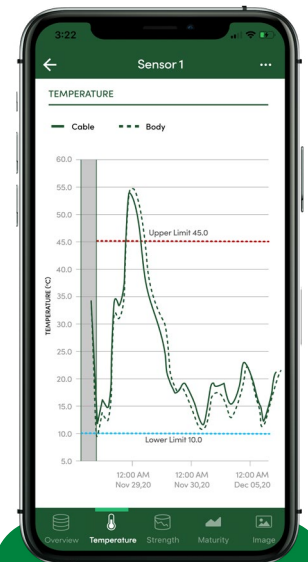
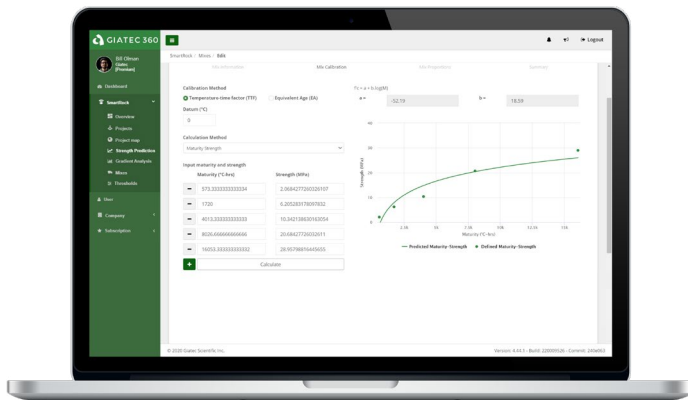
# Giatec 360™



An Advanced Web-Based Dashboard for Monitoring and Managing Concrete Pours

## Overview

The Giatec 360 dashboard is the next level in data analytics, reporting, and user management capabilities for your SmartRock sensors. SmartRock is the most widely used wireless concrete sensor in the world, helping construction companies build structures faster, safer, and more economically. These user-friendly sensors are easily installed in the concrete formwork (on the rebar) before pouring to monitor your concrete's in-place temperature and strength in real-time. The sensor data is accessible wirelessly in the free SmartRock app (available on Android/iOS mobile devices) or remotely with the SmartHub device. As a desktop extension of the app, your information is synced on the Giatec 360 dashboard giving you access to numerous features that provide more insights into your projects than ever before. Our newest thermal model feature allows users with mass concrete elements to experiment with different inputs and produce forecast scenarios outlining the anticipated behavior of the concrete at various depths to make sure they are prepared for anything. This user-friendly feature can be leveraged by multiple stakeholders to optimize planning, save time, validate important decisions, and more.



## Software Features

- Gain insights into the performance of your concrete mixes in real-time
- Manage user access levels and protect sensitive project data
- Optimize planning with the thermal modeling feature by experimenting with unlimited forecast scenarios
- Receive push notifications on your mobile device
- Measure real-time concrete strength prediction
- Analyze temperature differentials
- Edit your mix calibration data
- Set up thresholds for your pours
- Predict concrete temperature and strength
- Monitor multiple projects at the same time
- Organize projects by section
- Plot data between multiple sensors
- View user activity logs and connected devices
- Generate PDF/CSVs and other reporting options to make fast and efficient decisions
- Estimate time and cost-savings of your project
- Roxi™ artificial intelligence feature
- And all upcoming features!

## To sign-up for Giatec 360

Please contact technical support at [support@giatec.ca](mailto:support@giatec.ca) or make an account in the SmartRock mobile app.